

Pre Clinical Science Revision Course

London: 6th-7th April 2019


Saturday: LT1, Cruciform building University College London, Gower St, Fitzrovia, London WC1E 6BT

Sunday: Gustave Tuck Lecture theatre, 2nd Floor, South Junction Wilkins Building, Gower St, London WC1E 6BT

Day 1	
08:30 - 08:45	Registration
08:45 - 11:00	Cells, genetics, & pharmacology
BREAK	
11:15 - 13:00	Neuromuscular systems
LUNCH	
13:45 - 15:30	Respiratory system
BREAK	
15:45 - 16:30	Endocrine system
BREAK	
16:45 - 18:00	Digestive system


Day 2	
08:30 - 08:45	Registration
08:45 - 10:30	Central nervous system
BREAK	
10:45 - 12:15	Cardiovascular system
LUNCH	
13:00 - 14:15	Renal system
BREAK	
14:30 - 16:00	Immunology
BREAK	
16:15 - 17:45	Reproductive system

Benefits



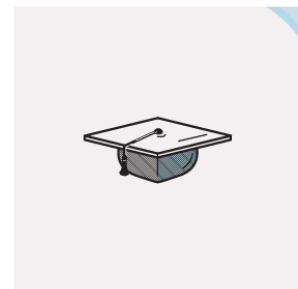
Rewind and Re-watch

All our lectures are recorded and available to watch again online



Test Yourself

Hundreds of exam level practice questions online



Teaching with Passion

Delivered by academic doctors with eloquence and enthusiasm

Module summaries

Cells & genetics

- **Cells:** organelles, cell junctions and key cell-signalling pathways.
- **Metabolism:** glycolysis, anaerobic respiration, fat metabolism, Krebs cycle, and ATP generation.
- **Cell cycle:** principles and key regulation points.
- **Genetics:** oncogenes, tumour suppressor genes, structure and replication of DNA, protein synthesis, mitosis, and meiosis.

The following notes are found as additional material in the 'Cells & genetics' handout, but will not be covered as a lecture. An e-lecture on 'Cancer biology' will be available online.

- **Tumour biology:** definitions, features of malignancy, and angiogenesis.
- **Metastasis:** sequence and common examples.
- **Oncogenes:** principles, major pathways and viral-induced malignancy.
- **Tumour suppressor genes:** principles and major pathways.
- **Treatment:** principles of chemotherapy, hormone therapy, and radiotherapy.

Pharmacology

- **Receptors and signalling:** types of receptor-drug interactions and G-proteins.
- **Pharmacokinetics:** absorption, volume of distribution, elimination, and CYP450 system.
- **Dose-response relationships:** agonist/antagonist/response graphs.

Neuromuscular systems

- **Anatomy:** spinal cord, upper limb, lower limb, neck and abdominal wall.
- **Neurones:** microanatomy, membrane potentials, action potentials, synapses and local anaesthetics.
- **Reflexes:** monosynaptic and polysynaptic.
- **Autonomic nervous system:** anatomy and physiology of sympathetic and parasympathetic systems.
- **Muscle fibres:** ultrastructure, neuromuscular junction, excitation-contraction coupling, and sliding filament hypothesis.
- **Bones:** structure, physiology of bone turnover, and classification.

Respiratory system

- **Anatomy:** chest wall, lungs and surface anatomy, microanatomy of the airways, upper airways and larynx.
- **Gases & ventilation:** principles of gas movement and ventilation, compliance, role of surfactant, resistance, flow limitation, and COPD.
- **Gas exchange and transport:** alveolar gases, haemoglobin, oxygen transport, and CO₂ transport.
- **Respiratory failure:** ventilation-perfusion mismatch and causes of respiratory failure.
- **Control of respiration:** chemoreceptors and central processing.

Endocrine system

- **Pituitary:** anatomy, hormones produced, and hypothalamic control.
- **Thyroid:** anatomy, thyroid hormone synthesis, actions, hyper-/hypo-thyroidism, and goitre.
- **Parathyroid:** anatomy, feedback, and calcium regulation.
- **Adrenals:** anatomy, control, steroid hormone synthesis, and actions.
- **Endocrine pancreas & diabetes:** microanatomy, hormone control, insulin release, and overview of diabetes.

Digestive system

- **Enteric nervous system:** overview, smooth muscle, and control of the ENS.
- **Salivary glands:** anatomy and secretion mechanism.
- **Abdominal anatomy:** boundaries, peritoneum, omenta, and sacs.
- **Stomach:** anatomy, acid secretion and control.
- **Small bowel:** anatomy, absorption of macronutrients, iron, and vitamin B₁₂.
- **Pancreas:** anatomy, secretions and pancreatitis.
- **Large bowel:** anatomy, functions and defecation.
- **Liver:** anatomy, microanatomy, functions, bile acids, and bilirubin metabolism.
- **Emesis:** physiology and pharmacology.

Central nervous system

- **Anatomy:** skull and meninges, ventricles, arterial & venous systems, key neural structures, and cranial nerves.
- **Sensory pathways:** spinothalamic, dorsal columns, pain, sight, and hearing.
- **Motor pathways:** corticospinal, cerebellum, basal ganglia, and Parkinson disease.
- **Higher functions:** speech and consciousness.

Cardiovascular system

- **Anatomy:** surface anatomy, mediastinum, cardiac structure, and coronary anatomy.
- **Myocytes:** ultrastructure, membrane physiology, and control of heart rate.
- **Cardiac cycle:** Frank-Starling law and heart failure.
- **Blood pressure:** vessel haemodynamics, baroreflex, arterioles, and anti-hypertensives.
- **Coronary circulation:** flow dynamics and metabolic hyperaemia.
- **Capillaries:** structure, Starling's forces, and lymphatic system.

Renal system

- **Anatomy:** kidney, ureters, bladder, and prostate.
- **Filtration:** glomeruli, ultrafiltration, and regulation.
- **Renin-angiotensin-aldosterone system:** principles and acute kidney injury (renal failure).
- **Volume regulation:** Loop of Henle, osmoregulation, and diuretics.

- **Re-absorption:** sodium, potassium, urea, bicarbonate, and acid-base.

Immunology

- **Bacteria:** prokaryotes and acute phase response (complement, macrophages, neutrophils).
- **Lymphocytes:** selection, antigen presentation, HLA, spleen, antibodies, and interaction with macrophages.
- **Viruses:** structure and viral response.
- **Haemostasis:** clotting, fibrinolysis, platelets and anticoagulants.

Reproductive system

- **Anatomy:** male reproductive system, female reproductive system, and inguinal canal.
- **Female:** oogenesis, menstrual cycle, and folliculogenesis.
- **Male:** HPG axis and spermatogenesis.
- **Fertilisation & early embryology:** fertilisation, blastocyst development, gastrulation, and the three germ layers.
- **Placenta:** structure and function.
- **Labour:** overview and regulation.
- **Foetal physiology:** foetal cardiovascular system and changes at birth.